


1.5.2017  
EXAMINER

PIC SUB →

What is in the tube?



"Smellies"

No it's a pencil



"Ah"

Now

Here comes Sally:  
Ask her what is in the tube.  
What will she say?

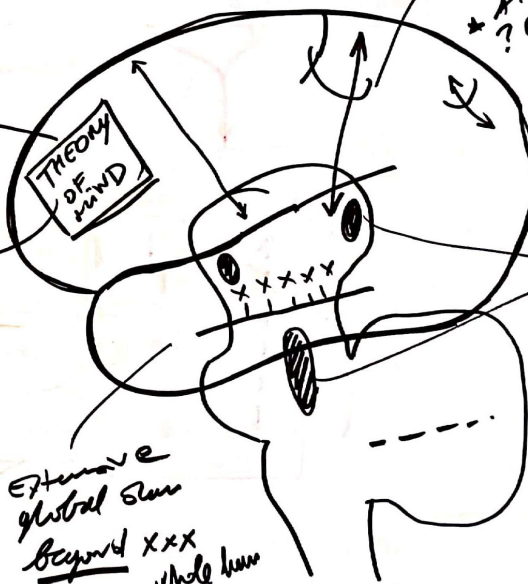
Correct → "Smellies"

IN correct "Pencil"

explains how an individual sees the world through eyes of someone else.

Someone with an intent can see how a naive person could see a tube of Smellies while I just see their own intent to interpret 3rd person looking into tube

Extensive global scan beyond xxx involving whole brain  
selective in ++  
selective in ++  
selective in ++



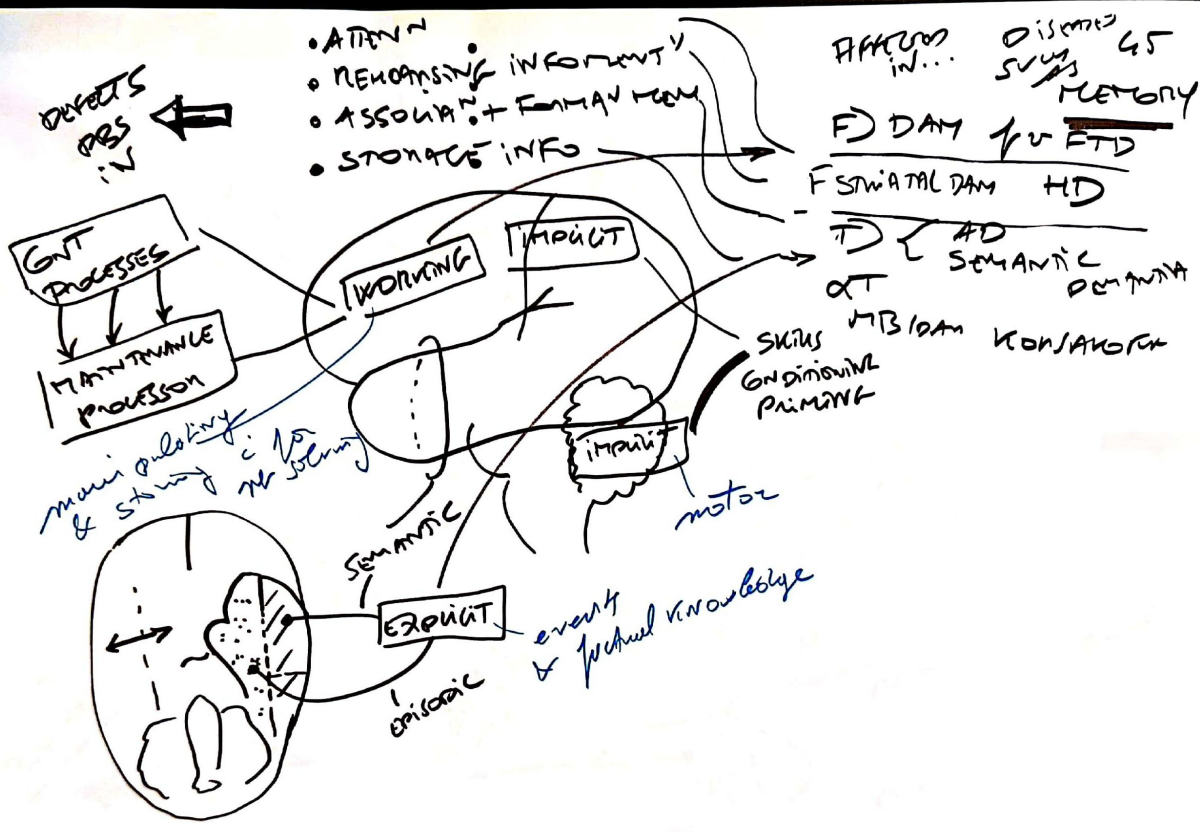
Reciprocal Co-T-T-Co  
CANNES vs ATTENTION  
? PERCEPTION

- GEN ANAST  
- BLIND SIG-T  
DIFFUSION PROTECTIVE BS & T PROTECTIVE TO C - VEGETATIVE STATE

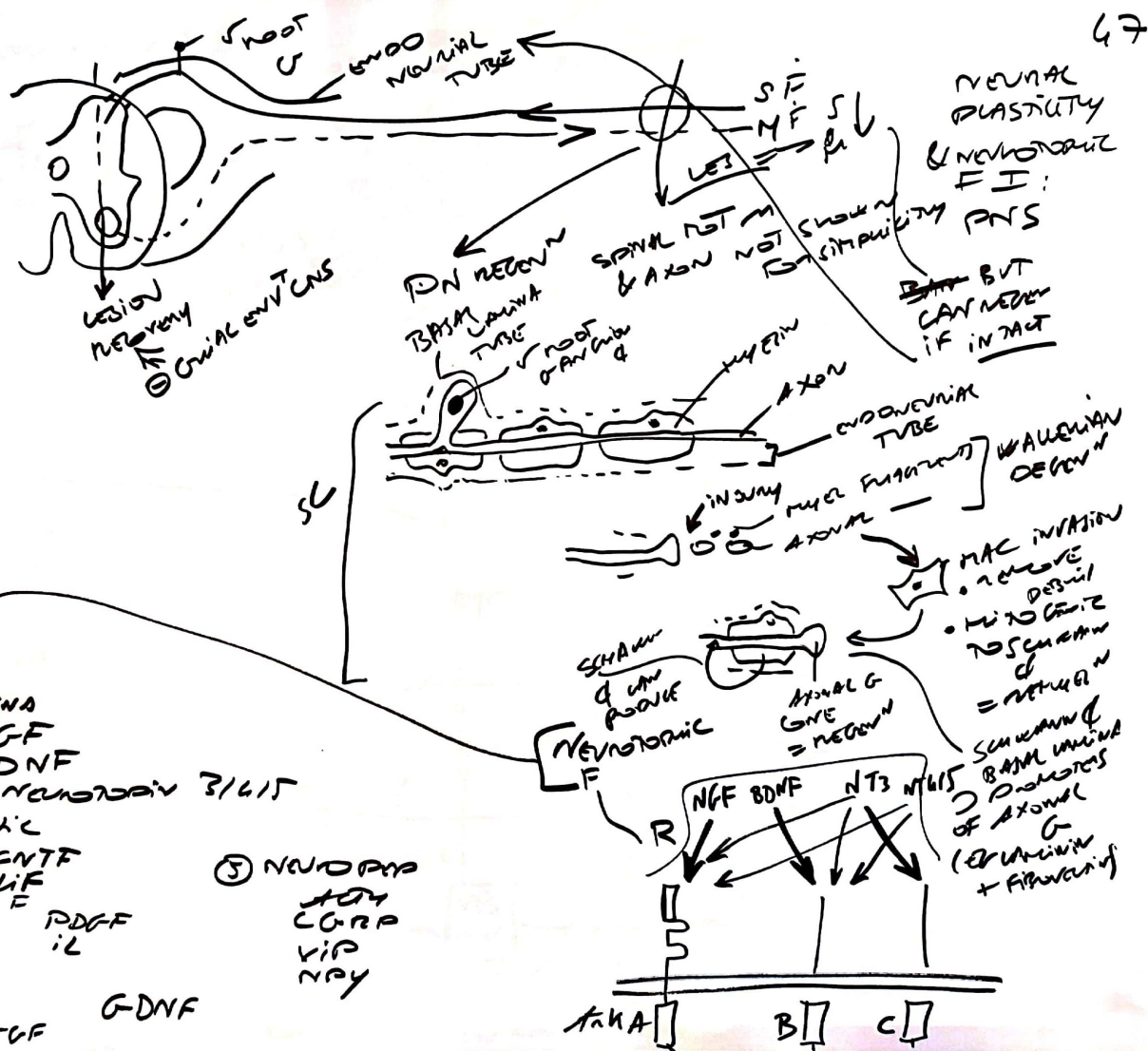
CSSS & THEORY MIND

CLINICAL STATES OF DAMAGE OR DISRUPTION IN URBES:

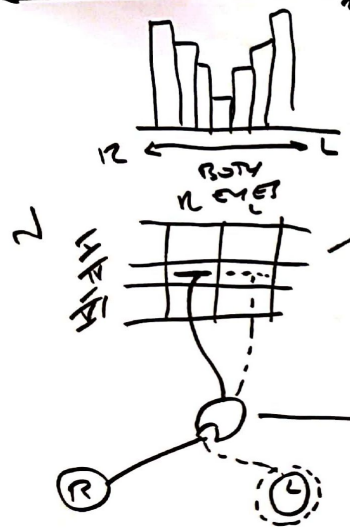








**VISUAL PLASTICITY IN DVPT**



ocul dominance histogram  
 For & outside layer IV  
 in young monkeys -  
 PL on both  
 retina to the which  
 eye drives  
 C & L



to VISG  
 ocul dom  
 column



NEURONAL  
 F. P. POOL  
 ON C  
 VOLUME N  
 PROBABLY  
 SENSITIVE  
 & C OF  
 FIBRE

MONOCUL  
 DRAINAN  
 SUTTER  
 eye domine  
 d in VIS  
 G

SUNAM  
 SHUT

**Ve-ocul REF: PLASTICITY  
 IN ADULT STATE**

