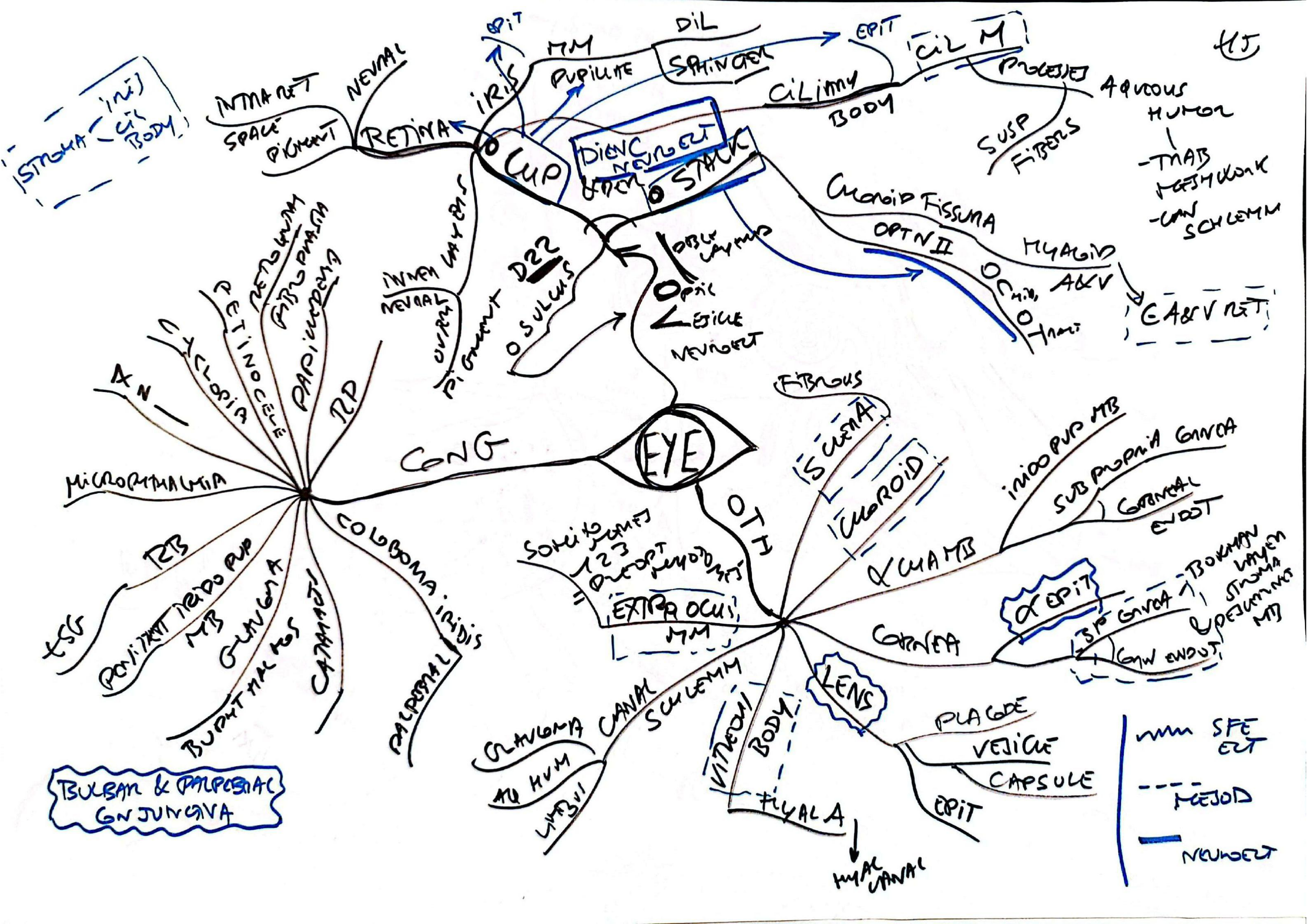
EYE
CONG
OTI
RETINA
IRIS
CUP
DISC
NEURONET
STALK
PUPILLIE
SPHINCTER
CILIARY BODY
CILIUM
PROCESSES
AQUEOUS HUMOR
SUSP FIBERS
CHORIOID FISSURA
OPTN II
MYAGID
ACV
CAVERNET
OSSULUS
D22
OPTIC
LEGILE NEURONET
FIBROUS
SCLERA
CHORIOID
INIDO PUP MB
SUB PROPRIA CONJA
CORNEAL ENDOT
ACHAMB
CORNEA
EPIT
BOWMAN LAYER
STROMA
DESCEMMS MB
SP CONJA
CONJ ENDOT
LENS
PLACODE
VESICLE
CAPSULE
EPIT
VITREOUS BODY
HYALA
HYAL CANAL
SCLEMM CANAL
SCLEROMA
AQ HUM
VITREOUS
EXTRA OCULI MM
SOMITO SUMES 1 2 3
PREOPT MYOTOMES
MICROPHTHALMIA
ANIRIDIA
CYCLOPIA
RETINOCELE
FIBROPHASIA
PAPILLOEDEMA
RP
TRB
TSS
PERITRIT NEOD PUP MB
GLAUCOMA
BUPHTHALMOS
CATARACT
COLOBOMA IRIDIS
PALPEBRAL
INNER LAYERS
NEURAL
UVEAL PIGMENT
INTRA RET SPACE
NEURAL PIGMENT
STROMA INI CIL BODY
BULBAR & PALPEBRAL CONJUNCTIVA
SFE ECT
MEJOD
NEUROECT

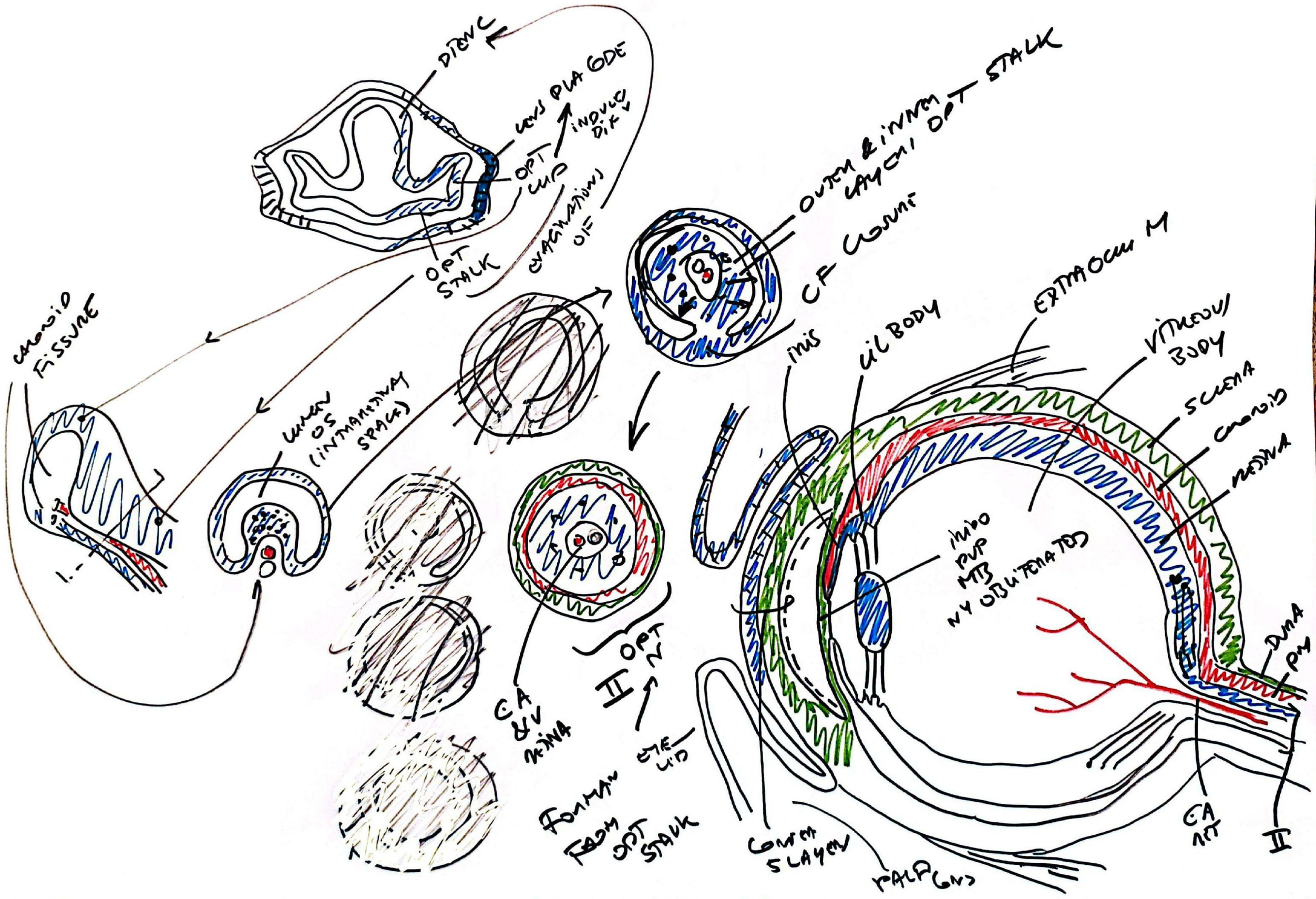
DIENC
LENS PLACODE
INDUCED DIFF
OPT CUP
OPT STALK
EVAGINATIONS OF
OUTER & INNER LAYERS OPT STALK
CF CLOSURE
CHOROID FISSURE
LUMEN OF (INTRAREINAL SPACE)
CA & V RETINA
OPT N
II
EYE LID
FORMED FROM OPT STALK
IRIS
CIL BODY
EXTRAOCULAR M
VITREOUS BODY
SCLERA
CHOROID
RETINA
INFO PUP MTS NY OBJ INTERNATIONS
CORNEA 5 LAYERS
PALPEBRAL
DURA PM
CA NT
II

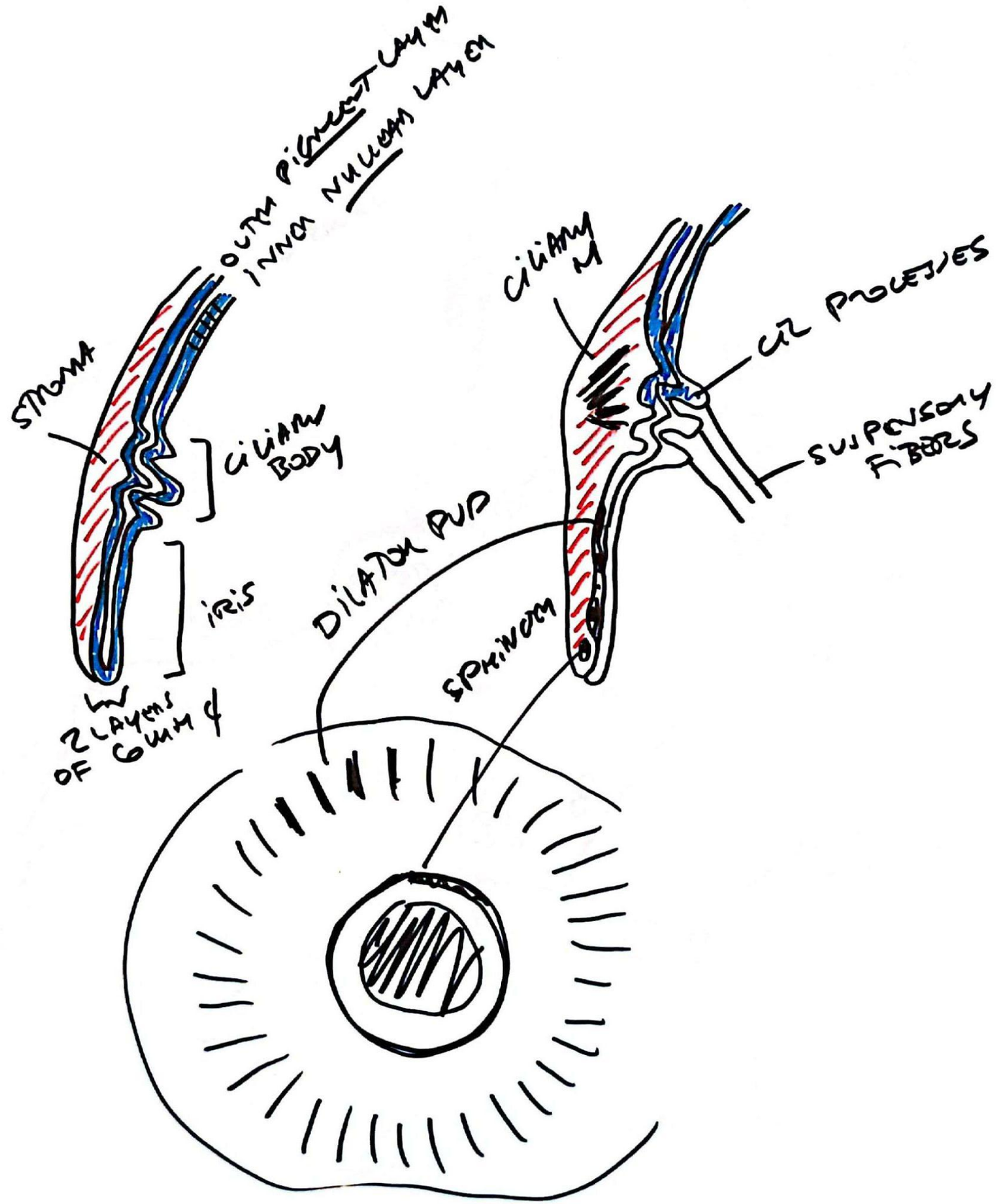
OUTER PIGMENT LAYER
INNER NEURAL LAYER
STROMA
CILIARY BODY
IRIS
2 LAYERS OF GRAM ⊖
CILIARY M
CIL PROCESSES
SUSPENSORY FIBERS
DILATOR PUP
SPHINCTER

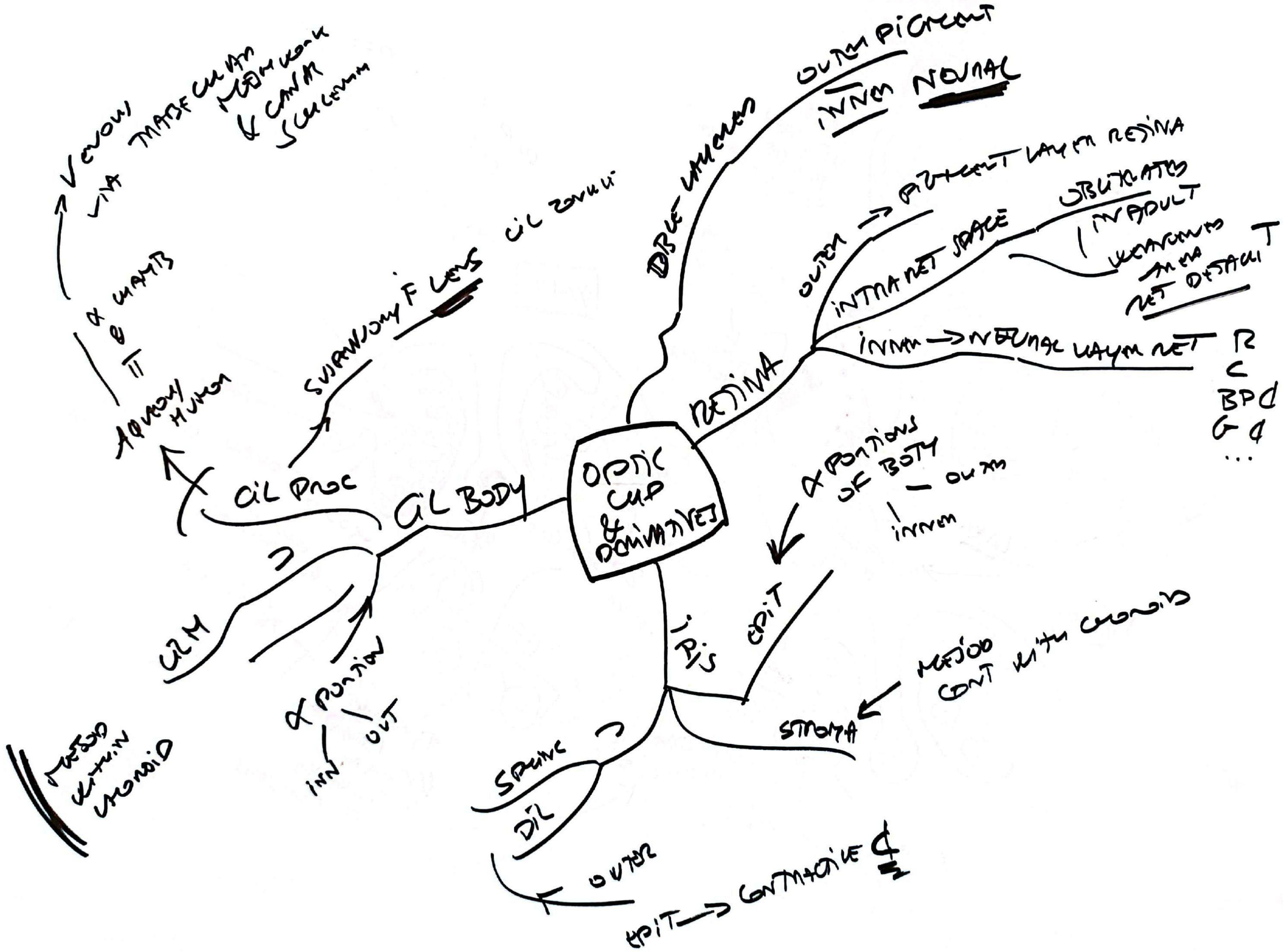
OPTIC CUP & DOMINANCE
RETINA
OUTER PIGMENT
INNER NEURAL
DOUBLE LAYERS
OUTER → PIGMENT LAYER RETINA
INTRA RET SPACE
OBLITERATES
INFADULT
VEGETATIVE AREA
RET DETACH
INNER → NEURAL LAYER RET
R
C
BPD
G
...
CIL BODY
CIL PROC
AQUEOUS HUMOR
SUPERNUMARY LENS
CIL ZONULE
CIL M
α PUNCTA
INN
OUT
α PUNCTA OF BODY
OUTER
INNER
PIGS EPIT
STROMA
MESOD CONT WITH CHORIOID
SPHINC DIL
OUTER
EPIT → CONTRACTILE
MESOD WITH CHORIOID
α
β
γ
VENOUS
VIA
TRABECULAR MESHWORK
& CANAL SCLERENCH

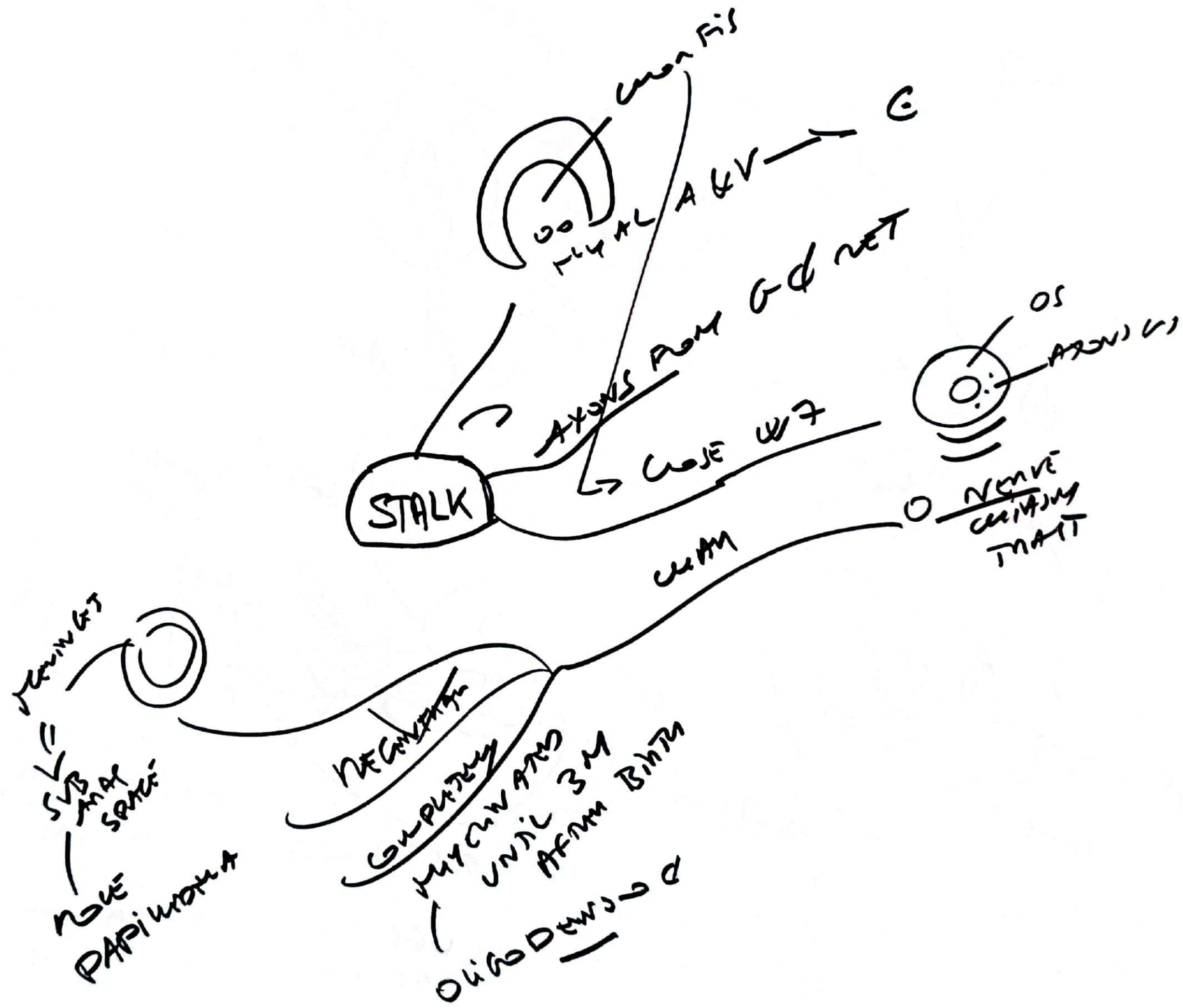
STALK
AXONS FROM G & NET
CLOSE W/ 7
OS
AXONS
NERVE
CRANIUM
THAT
CRAN
MENINGI
SUB ARAC SPACE
NOTE
PAPILLOMA
NEGLIGENTLY
COMPLETELY
MYELINATED
UNTIL 3M
AFTER BIRTH
OLIGODENDROCYTE

OC
OC
MEJOD
FIBROUS
CONT DM TI 4
GNVCA α 4
CONT - DIA / ANAC TI 4
iris
α 4
VASCULAR
CHOROID
MEJOD
CONT SCLERA
VACUOLIZAN
α CHAMB
OTM SM
EXTRA OCUL MUS
SCLERA
CAN SCHLEMM
VIT BODY
CAPSULE
LENS
SPE EJT
CONVER
SPLITS MEJOD
INTO 2 LAYERS
INDO PUP MB
N4 REDUCED AT BIRTH
SUBSTANTIA GNVCA
CONVER
EN DST
SPE EJT
MEJOD
α EPIT GNVCA
SP
BOWM / STROMA / DESCEMET MB
PLATONI
SPE EJT
VESICLE
NVAG
α SPE
LENS EPIT SIMPLE CUB EPIT
CAPS
JSB GANGLIA
PRIMI AM LIMBUS
SCLERO CORN JUNCT
PONTIN TYPE A
MYM UNIM
PONTIN TYPE A
MEJOD